

HTML



H5S POSTMAN

Copyright © 2018 linkingvison, All rights reserved

RESTFUL API

SYSTEM

Login

Logout

Keepalive

SOURCE
MANAGEMENT

GetSrc

GetImage

AddSrcFile

AddSrcRTSP

AddSrcONVIF

DelSrc

Ptz

ONVIF

OnvifSearch

OnvifProbe


RECORD

Record

Snapshot

Search

← → ↻



You want input one by one?

IMPORT FROM PREDEFINED

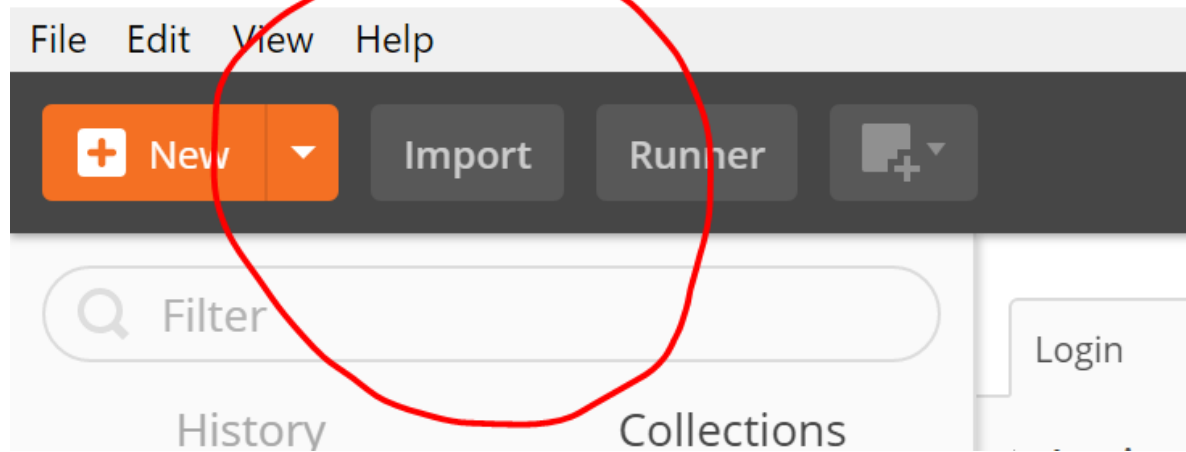
The screenshot shows the Postman application interface. The top navigation bar includes 'File', 'Edit', 'View', and 'Help'. Below it, there are buttons for 'New', 'Import', and 'Runner'. The main workspace is titled 'My Workspace' and contains several request collections: 'Keepalive', 'Login', 'OnvifProbe', 'Record', and 'OnvifSearch'. The 'Login' request is selected and expanded, showing a GET method with the URL `{{H5_HOST}}/api/v1/Login?user=admin&password=827ccb0eea8a706c4c34a16891f84e7b`. The request is configured with 'No Auth' authorization. The response is displayed in the 'Body' tab, showing a JSON object with the following structure:

```
1 {
2   "bStatus": true,
3   "strSession": "c1782caf-b670-42d8-ba90-2244d0b0ee83",
4   "nTimeout": 600
5 }
```

The response status is '200 OK', the time taken is '75 ms', and the size is '165 B'. The interface also shows a sidebar with a 'Collections' view containing folders like 'h5stream api', 'keepalive', 'system', 'srcmgr', and 'loading', with various requests listed under each.

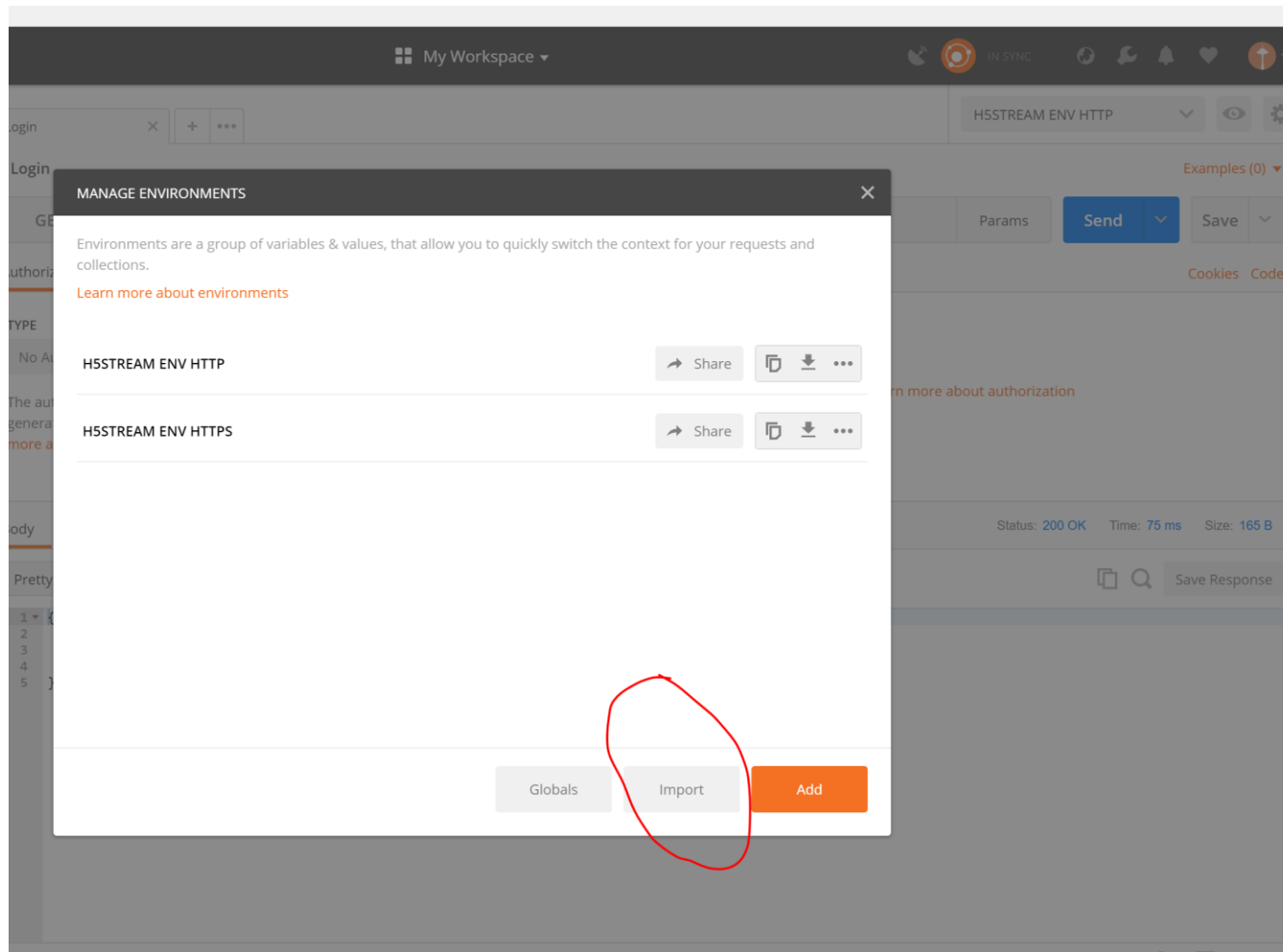
IMPORT API

h5stream api.postman_collection.json



IMPORT ENVIRONMENT

H5STREAM ENV HTTP.postman_environment.json



CHANGE HOST PORT

IN SYNC

H5STREAM ENV HTTP

H5STREAM ENV HTTP Edit

H5_HOST	http://192.168.100.162:8080
h5_session	c1782caf-b670-42d8-ba90-2244d0b0ee83

Globals Edit

No global variables

Save common values across all your environments as global variables. [Learn more about globals](#)

Status: 200 OK Time: 75 ms Size: 165 B

